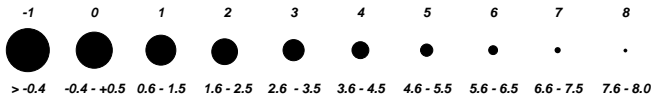


STELLAR MAGNITUDES



DOUBLE OR MULTIPLE



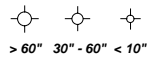
VARIABLE



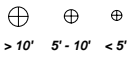
NOVA



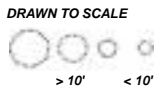
PLANETARY NEB.



GLOBULAR CLUSTERS



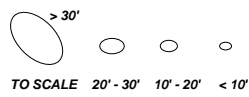
OPEN CLUSTERS



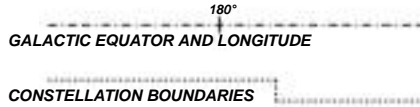
BRIGHT DIFFUSE NEB.



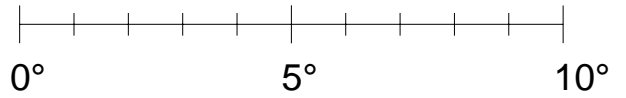
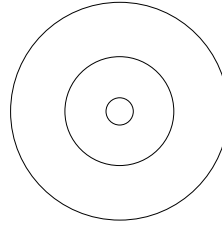
GALAXIES



ECLIPTIC



TELRAD CIRCLES
0.5° 2° 4°

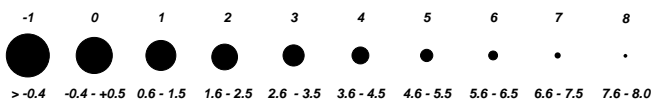


MILKY WAY ISOPHOTES



SkyAtlas
Epoch
2000.0

STELLAR MAGNITUDES



DOUBLE OR MULTIPLE



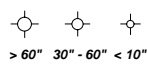
VARIABLE



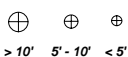
NOVA



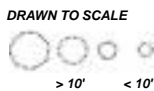
PLANETARY NEB.



GLOBULAR CLUSTERS



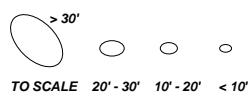
OPEN CLUSTERS



BRIGHT DIFFUSE NEB.



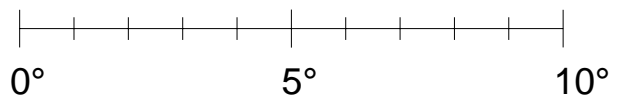
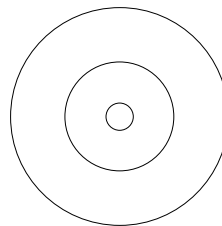
GALAXIES



ECLIPTIC



TELRAD CIRCLES
0.5° 2° 4°



MILKY WAY ISOPHOTES



SkyAtlas
Epoch
2000.0