

DESIGN OF MULTI-STEERABLE FILTERS AND THEIR APPLICATION FOR THE DETECTION OF CORNERS AND JUNCTIONS

Matthias Mühlich, Thorsten Dahmen, Til Aach

Institute of Imaging and Computer Vision, RWTH Aachen University, Germany
{muehlich, dahmen, aach}@lfb.rwth-aachen.de

ABSTRACT

The theory of steerable filters (introduced by Freeman and Adelson in 1991) offers a convenient and computationally efficient method to represent the rotation of a specific class of 2D filters as a linear combination of base filters. In this paper, we generalize this theory to filters which are modeled as point-by-point products of *multiple* (in our examples: two) base filters which each are rotated by *individual* rotation angles, thus introducing the term “multi-steerability”.

While standard steerable filters are useful for the detection of edges or lines (oriented in some unknown direction), our novel extended theory can be applied to the detection of features which are characterized by *multiple* orientations, for instance corners or line crossings, which greatly increases the applicability of the theory. We conclude our paper with an example for detecting the crossings in a checkerboard image using double-steerable filters.

Index Terms— steerable filters, feature detection, orientation estimation

1. INTRODUCTION

Filtering an image with a set of rotated filter kernels is an important low level vision problem, applicable to lot of different applications such as feature tracking, edge detection, image enhancement or texture analysis. The *steerable filters* approach developed by Freeman and Adelson [1] allows a convenient and fast implementation for such rotated filters, namely as a weighted sum of a limited number of linear base filters.

1.1. A general view on steerability

The special elegance of the steerable filter approach comes with the fact that the whole dependency on the rotation angle is encapsulated in the weighting coefficients (also termed “interpolation functions”), thus giving a linear representation for the non-linear action of rotation.

The obvious price one has to pay is the fact that not all possible filter kernels are steerable. However, the class of filters which *can* be steered contains many filters which are

relevant for image analysis. In their seminal paper introducing steerable filters [1], Freeman and Adelson have already shown that all filters h which can be represented in polar representation as

$$h(r, \phi) = \sum_{n=-N}^N a_n(r) e^{jn\phi} \quad (1)$$

are steerable. Equation (1) is a Fourier series of order N in the angular function with weight coefficients $a_n(r)$ that are allowed to depend on the radius r . In other words, a filter is steerable, if the number of Fourier coefficients is limited. This is the underlying reason why it is possible to synthesize any arbitrary rotation from a linear combination of a limited number of base filters, and additionally, the minimal number of base filters can be shown to be the number of non-zero Fourier coefficients.

In practice, however, several different ways of designing steerable filters exist. This is due to the fact that some authors desire Cartesian (i.e. xy) separable filters only (even if this usually goes at the expense of obtaining more than the minimal number of base filters [1, 2]). Other authors optimize for phase-invariant behavior, that is a similar (ideally: equal) filter response energy for both line and edge structures [3]. An important example for this approach are the steerable wedge filters introduced by Simoncelli et al. [4, 5].

The basic idea of steerable filters, namely representing a potentially complicated non-linear operation such as rotation as a linear combination of basic operators (which can be applied in a preprocessing step), can also be found for shearing, multiscale approaches or combination of such ideas which lead to the generic term *deformable filters* introduced in [6, 7]. Some authors like Michaelis and Sommer [8] and later Teo and Hel-Or [9] have even considered embedding the approach behind steerable filters in a Lie group theory framework. All these ideas have in common that the set of allowed operators must be reduced to a class which can actually be modeled as a weighted linear combination of a limited number of specific and fixed operators.

In this paper, we will present a different approach for an extension of steerable filters which is directly related to the detection of meaningful image features like junctions. This

novel approach is based on the point-by-point multiplication of steerable filters. As steerable filters (with respect to rotation) are band limited in the angular function and because multiplication in the spatial domain means convolution in the Fourier domain, it is obvious that such product functions are angularly band limited, i.e. steerable, as well. More specifically, we will show in section 3 that such filters are now individually steerable with respect to two or more angles.

But first, we start with a short introduction to rotated matched filtering which is based on [2]. Then, we will discuss a new way of designing (single-)steerable filters by directly modeling template functions for image features like edges or lines as polar-separable function approximations in section 2. In section 3, we introduce the novel concept of *multi-steerability* and also give this theoretical concept an actual meaning for image processing, when we show how to model multiply oriented image structures like corners or crossing using such filters. We conclude the paper with an example for detecting crossings in checkerboard images using double-steerable templates in section 4. For instance, feature detection problems like this one appear in the context of camera calibration from planar images.

1.2. Rotated matched filtering using steerable filters

Let us assume that we want to detect an image feature (e.g. an edge or ridge) in an image $s(\vec{x})$ at an unknown position and orientation. This detection problem can be formulated as rotated matched filtering. This means that we compute (and maximize) the correlation between rotated versions of a 2D feature template s_0 and the signal s . Now let us define $h(\vec{x}) = s_0(-\vec{x})$ (such that correlation can be expressed as convolution) and let us introduce the rotation matrix \mathbf{R} ; in two dimensions, it is characterized by a single angle ϕ and can be written as

$$\mathbf{R}_\phi = \begin{pmatrix} \cos(\phi) & \sin(\phi) \\ -\sin(\phi) & \cos(\phi) \end{pmatrix}. \quad (2)$$

Now $h(\mathbf{R}_\phi \vec{x})$ is a rotated version of the (mirrored) feature template and the convolution result

$$Q(\phi, \vec{x}) = s(\vec{x}) * h(\mathbf{R}_\phi \vec{x}) \quad (3)$$

indicates the strength of the sought feature for a given rotation angle ϕ (resp. rotation matrix \mathbf{R}_ϕ) at position \vec{x} . Let $\hat{\phi}(\vec{x})$ be the rotation angle which maximizes Q at a given position \vec{x} and let $\hat{Q}(\hat{\phi}, \vec{x})$ denote this maximum value. Then $\hat{\phi}$ and \hat{Q} are maximum likelihoods estimates for orientation and feature strength for the signal model

$$s(\vec{x}) = Q s_0(\mathbf{R}_\phi(\vec{x} - \vec{x}_0) + \vec{x}_0) + n(\vec{x}) \quad (4)$$

where $n(\vec{x})$ denotes white Gaussian noise.

In general, this estimation scheme would require the implementation of many filters. For 2D estimation, rotation can

be parameterized with a single angle, so it would require as many filters as quantization levels of the angle. This is possible, but impractical. To overcome this problem, one can restrict the allowed template functions to the class of *steerable filters*. In a recent paper, Jacob and Unser [2] show that many classical feature detectors like Canny's edge detector [10] or the eigendecomposition of the Hessian matrix (e.g. [11]) can be interpreted in the context of steerable filters in this way.

2. SINGLE-STEERABLE FILTERS AND ORIENTATION ESTIMATION

The most common approach for designing steerable filters, especially in introductory material like [12], is considering derivatives of some isotropic function $g(r)$ with respect to x and y (or $\phi = 0$ and $\phi = \frac{\pi}{2}$ in polar representation) as base filters. For the most popular choice, the Gaussian function

$$g(r) = e^{-cr^2} = e^{-cx^2+cy^2} = e^{-cx^2} e^{-cy^2}, \quad (5)$$

these derivatives up to any arbitrary order additionally remain separable in the Cartesian xy -domain. Designing the base filters as such derivatives of isotropic functions automatically guarantees band limited angular functions and hence steerability, but there are two drawbacks. Firstly, computing all derivatives w.r.t. the canonical directions x and y does not yield a minimal set of base filters [1]. But there is also a second point which will become important for this paper: we somewhat lose the connection to the Fourier coefficients and the angular signal they implicitly represent.

While Jacob and Unser [2] propose filter design criteria based on measures for 'localization' or 'absence of false oscillations', we will directly base our filter design on the angular function and its Fourier coefficients; with these coefficients being responsible for the steerability property, it seems logical to optimize them directly given some signal model. And this signal model is chosen such that it represents oriented image features like edges or lines.

Local orientations are an important low level feature for analyzing and understanding image data. The basis for the concept of orientations is the observation that the spatial variation of the gradient directions is in general much slower than the spatial variation of the image itself [3]. Therefore, the study of signal gradients led to the concept of *local orientations* in signals, and the most important image features which can be described using this model are *edges* and *lines*. For lines, we can furthermore distinguish between unimodal lines and bimodal lines, see fig. 1 for ideal templates of the three models.

We already stress here that scaling will be meaningful later on. While steerable filtering itself is a linear operation, the generalization towards multi-steerability requires a *non-linear* step. Linear transformations have no effect on feature detection using steerable filters, but if we construct multi-steerable filters using some non-linear operation, then pre-

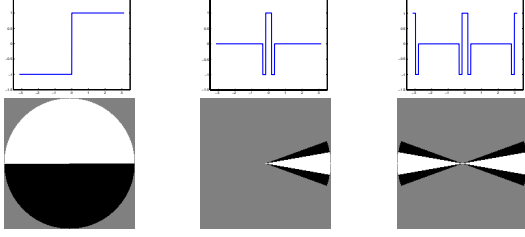


Fig. 1. From left to right, these images show the ideal templates for edge, unimodal line, and bimodal line. In the top row, the angular function is plotted between $-\pi$ and π and the bottom row shows the resulting templates if all value larger than a specified radius r_0 are set to zero.

and postprocessing with a linear transformation (i.e. simple shifting and scaling) becomes an important tool for achieving certain desired properties. We therefore introduce the following convention: the range for the gray values shall be scaled from -1 (black) to 1 (white) with 0 (gray) denoting ‘neutral’ values. These three patterns can be expressed as polar separable functions using

$$h_{\text{edge}}(r, \phi) = f(r) g_{\text{edge}}(\phi) \quad (6)$$

$$h_{\text{line1}}(r, \phi; \theta) = f(r) g_{\text{line1}}(\phi; \theta) \quad (7)$$

$$h_{\text{line2}}(r, \phi; \theta) = f(r) g_{\text{line2}}(\phi; \theta) \quad (8)$$

with radial function

$$f(r) = \begin{cases} 1 & r < r_{\text{max}} \\ 0 & \text{else} \end{cases} \quad (9)$$

Modeling non-constant functions (for instance exponential decay) is no problem as only the angular part needs to fulfill the steering condition; the radial part is just multiplicative. For the three signal models, we derive

$$g_{\text{edge}}(\phi) = \begin{cases} 1 & 0 \leq \phi < \pi \\ -1 & -\pi \leq \phi < 0 \end{cases} \quad (10)$$

for edges and

$$g_{\text{line1}}(\phi; \theta) = \begin{cases} 1 & |\phi| \leq \frac{\theta}{2} \\ -1 & \frac{\theta}{2} < |\phi| \leq \theta \\ 0 & \text{else} \end{cases} \quad (11)$$

$$g_{\text{line2}}(\phi; \theta) = g_{\text{line1}}(2\phi; 2\theta) \quad (12)$$

for the two line models. The orientation sensitivity of the line templates can be adjusted using the angle θ . Fig. 2 show Fourier series approximations to these base templates.

3. DEFINING MULTI-STEERABLE FILTERS

While being important low-level image features, single-oriented structures allow only localization along the orientation direction (*aperture problem*). Features better suited

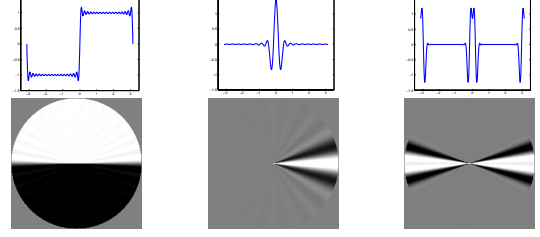


Fig. 2. Approximation of fig. 1 using a Fourier series. The order used here was 15 and the opening angle θ for the wedges representing lines was chosen to be 20° .

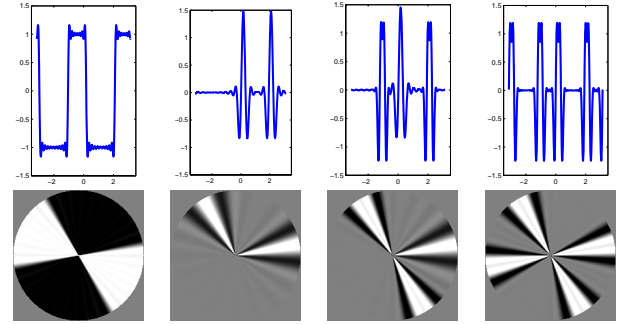


Fig. 3. Checkerboard pattern (edge \times edge), L-junction (line1 \times line1), T-junction (line1 \times line2), X-junction (line2 \times line2). Angular function in top row, resulting feature template in bottom row. The three junctions also require a simple shift operation as pre- and postprocessing, see main text.

for purposes like tracking are those features showing multiple orientations, either occludingly or additively superposed. The theory of multiple orientation estimation can be found in [13, 14]. However, the big advantage of steerable filters is that they are implicitly connected to an estimated signal model via their Fourier coefficients. Moreover, we can determine *which* type of double-oriented structure we actually see.

Considering the design of multi-steerable filters as products in the spatial domain, the scaling range of our single-steerable filters from -1 to 1 immediately becomes clear: multiplication with 1 changes nothing, while multiplication with 0 cancels other signals out.

Multiplication of two rotated edge functions directly yield a checkerboard pattern, see fig. 3. In the same figure, we also present the generation of L-, T- and X-junctions using products between different line templates. The junction images, however, needed some additional clever linear pre- and post-processing: add 1 (set gray area from 0 to 1 , i.e. the neutral element w.r.t. multiplication, and the black area next to the line from -1 to 0 , i.e. to ‘cancel out’), then multiply, then subtract 1 to set the DC level to zero again.

Obtaining the interpolation functions needed to steer the




Fig. 4. Left: original image. Center: correlation between reference patch from original image and double-steerable filter steered to the optimized angles ϕ_1 and ϕ_2 . Right: thresholded detection result.

templates is simple as well. Let \vec{b}_1 and \vec{b}_2 be vectors containing the coefficients for the single-steerable templates. Then all the products between the individual elements form the set of double-steerable interpolation coefficients. Generalization towards more than two orientations, e.g. towards three unimodal lines for modeling Y-junctions is straightforward.

4. REPRESENTING CHECKERBOARD CROSSINGS WITH DOUBLE-STEERABLE FILTERS

In order to show the wide applicability of multi-steerable filtering for image analysis, we took an image with several checkerboard patterns at different angles (fig. 4, left) and tried to detect the crossings using rotated matched filtering with double-steerable filters.

The central image in 4 shows the match quality at certain candidate points; additionally, for each point, we obtain two orientations which are not shown here. White and black spots stand for positive or negative correlation, respectively; they alternate analogously to the checkerboard fields. The right image was produced with a simple thresholding.

The computational load can be reduced by preselecting suitable candidates for crossings based on texture, isotropy or other low level image properties. The non-linear optimization w.r.t. ϕ_1 and ϕ_2 , i.e. only two parameters, was initialized with orientations computed from the double-orientation tensor for occluding orientations [13]; this meant convergence after a few iterations for almost all candidate points. Subpixel accuracy could be achieved easily, e.g. by fitting a paraboloid to the neighborhood of local maxima.

5. SUMMARY AND CONCLUSION

In this paper, we presented the theory of *multi-steerable filters* and gave examples for the case of double-steerability. Just like standard steerable filters, this theory allows to represent templates as sum of base templates, but in contrast to (single) steerable filters, the templates computed with our novel theory can be steered in *two* (or potentially more) directions individually.

This greatly increases the class of templates which can be modeled with the new theory. Especially for image analysis,

important features like corners, checkerboard patterns or various forms of line crossing now become available for feature detection based on steerable filtering.

Additionally, rotated matched filtering using such filters directly gives rise to line (both unimodal or bimodal) and edge orientations in the image. This stands in contrast to other multiple orientation estimation schemes, which are not connected to some assumed signal model and therefore do not allow a distinction between different junction types. Concluding this paper, we state that the whole theory is extremely simple, yet very powerful and promising.

6. REFERENCES

- [1] W.T. Freeman and E.H. Adelson, "The design and use of steerable filters," *IEEE Trans. PAMI*, vol. 13, no. 9, pp. 891–906, 1991.
- [2] M. Jacob and M. Unser, "Design of steerable filters for feature detection using canny-like criteria," *IEEE Trans. PAMI*, vol. 26, no. 8, pp. 1007–1019, 2004.
- [3] G. Granlund and H. Knutsson, *Signal Processing for Computer Vision*, Kluwer, 1995.
- [4] E.P. Simoncelli, "Design of multi-dimensional derivative filters," in *Proc. Int. Conf. Image Processing*, Nov. 1994, vol. 1, pp. 790–794.
- [5] E.P. Simoncelli and H. Farid, "Steerable wedge filters for local orientation analysis," *IEEE Trans. Image Processing*, vol. 5, no. 9, pp. 1377–1382, 1996.
- [6] P. Perona, "Deformable kernels for early vision," *IEEE Trans. PAMI*, vol. 17, no. 5, pp. 488–499, 1991.
- [7] R. Manduchi, P. Perona, and D. Shy, "Efficient deformable filter banks," *IEEE Trans. Signal Processing*, vol. 46, no. 4, pp. 1168–1173, 1998.
- [8] M. Michaelis and G. Sommer, "A lie group approach to steerable filters," *Pattern Recognition Letters*, vol. 16, pp. 1165–1174, 1995.
- [9] P.C. Teo and Y. Hel-Or, "," *Pattern Recognition Letters*, vol. 21, no. 6, pp. 552–556, 1999.
- [10] J. Canny, "A computational approach to edge detection," *IEEE Trans. PAMI*, vol. 8, no. 6, pp. 679–698, 1986.
- [11] D. Eberly, R. Gardner, B. Morse, S. Pizer, and C. Scharlach, "Ridges for image analysis," Tech. Rep. TR93-055, Dep. of Computer Science, Univ. of North Carolina, Chapel Hill, NC, USA, 1993.
- [12] D. J. Heeger, "Notes on steerable filters," 1998.
- [13] Til Aach, Cicero Mota, Ingo Stuke, Matthias Mühlich, and Erhard Barth, "Analysis of superimposed oriented patterns," *IEEE Transactions Image Processing*, vol. 15, no. 12, pp. 3690–3700, 2006.
- [14] Matthias Mühlich and Til Aach, "A theory for multiple orientation estimation," in *Proceedings European Conference on Computer Vision 2006*, Horst Bischof and Aleš Leonardis, Eds. 2006, number 3952 in LNCS, pp. (II) 69–82, Springer.